



TOP

# Dispose of "Real" Christmas Trees at East City Park

DECEMBER 28TH 2017 BY DEE LOFLIN

Dispose of

Dexter, Missouri - Do you have a "real" Christmas tree that you need to dispose of or recycle? The city of Dexter will take your "real" Christmas trees the whole month of January.

You can drop them off at the pool parking lot at East Park in Dexter.


All lights, tinsel, and decorations should be removed prior to dropping off your tree.

Please do not drop off plastic or artificial trees.

LAST UPDATED ON DECEMBER 28TH 2017 BY DEE LOFLIN

<https://showmetimes.com/Blogpost/v9d6/Dispose-of-Real-Christmas-Trees-at-East-City-Park>

Go to post



More from ShowMe Times:

<a href="#">City of Dexter New Year's Trash Schedule</a>	<a href="#">Pet Safety Tips for Cold Weather</a>
----------------------------------------------------------	--------------------------------------------------

[City of Dexter New Year's Trash Schedule](#)

[Pet Safety Tips for Cold Weather](#)

<a href="#">The City of Dexter Reminds Residents of Cold Weather Protection</a>	<a href="#">General Municipal Election Information</a>
---------------------------------------------------------------------------------	--------------------------------------------------------

[The City of Dexter Reminds Residents of Cold Weather Protection](#)

[General Municipal Election Information](#)

[TOP](#)

# City of Dexter New Year's Trash Schedule

---

DECEMBER 28TH 2017 BY DEE LOFLIN

## City of Dexter New Year's Trash Schedule

Dexter, Missouri - Just a reminder that the city of Dexter offices will be closed Monday, January 1st for the New Year holiday.

Trash will be one day late and no bulk pick up on Friday.

The city of Dexter would like to wish you a very Happy and Safe New Year's holiday! They look forward to serving you in 2018!

LAST UPDATED ON DECEMBER 28TH 2017 BY DEE LOFLIN

<https://showmetimes.com/Blogpost/v9d1/City-of-Dexter-New-Years-Trash-Schedule>

<a href="#">Go to post</a>
----------------------------



## More from ShowMe Times:

[Pet Safety Tips for Cold Weather](#)

[The City of Dexter Reminds Residents of Cold Weather Protection](#)

[Pet Safety Tips for Cold Weather](#)

[The City of Dexter Reminds Residents of Cold Weather Protection](#)

[General Municipal Election Information](#)

[City of Dexter Christmas Trash Schedule](#)

[General Municipal Election Information](#)

[City of Dexter Christmas Trash Schedule](#)

[TOP](#)

# Pet Safety Tips for Cold Weather

DECEMBER 27TH 2017 BY DEE LOFLIN

## Pet Safety Tips for Cold Weather

**Dexter, Missouri** - With the upcoming drop in temperatures it safe to say that our fluffy friends can not handle this type of extremely cold weather. Here is a list of helpful tips from the Human Society of Missouri that will help protect your pet during frigid conditions and keep them safe.

**Bring Your Pet Inside:** If your dog or cat normally stays outside please bring them in even if it's in the garage. Thermometers show one temperature, but wind chills can make it feel much colder. Limit time outdoors and be mindful of frostbite on ears, tail and paws. Dogs and cats who stay indoors can't handle these extreme temperature changes for long periods of time.

**Acclimate Your Pets to Cold Weather:** If your pets spend a lot of time outdoors, but typically live inside; make sure to introduce them gradually to dropping temperatures, rather than exposing them to the extreme cold all at once.

**Provide Adequate Shelter:** If your dog lives outdoors, you must provide a well-insulated and draft-free doghouse. The opening should face south with a sturdy, flexible covering to prevent icy winds from entering. Line the floors of the shelter with straw, not hay or towels/blankets. They can become damp or

freeze making the space even colder.

**Beware of Antifreeze and Rock Salt:** Antifreeze often collects on driveways and roadways. Although it smells and tastes sweet to your pet, it is lethal. Deicing products like rock salt can irritate footpads. Be sure to rinse and dry your pet's feet after being outside.

**Dry Off Wet Pets:** A wet pet is a cold pet. Towel dry your pet if he gets wet from rain or snow. Also, it is important to clean and dry paws to prevent tiny cuts and cracked pads.


**Provide Plenty of Food and Water:** It takes more energy in the winter to properly regulate body temperatures, so your pet needs additional calories if he spends a lot of time playing or working outdoors. Your pet is just as likely to get dehydrated in the winter as in the summer; so be sure to provide plenty of fresh water. Refill outside bowls often to prevent freezing.

*Shown in the photo is Maddie Loflin, grand-pup to Dee Loflin.*

LAST UPDATED ON DECEMBER 27TH 2017 BY DEE LOFLIN

<https://showmetimes.com/Blogpost/v9cc/Pet-Safety-Tips-for-Cold-Weather>

[Go to post](#)



## More from ShowMe Times:

<a href="#">The City of Dexter Reminds Residents of Cold Weather Protection</a>	<a href="#">General Municipal Election Information</a>
---------------------------------------------------------------------------------	--------------------------------------------------------

[The City of Dexter Reminds Residents of Cold Weather Protection](#)

[General Municipal Election Information](#)

<a href="#">City of Dexter Christmas Trash Schedule</a>	<a href="#">Missouri Granted REAL ID Extension</a>
---------------------------------------------------------	----------------------------------------------------

[City of Dexter Christmas Trash Schedule](#)

[Missouri Granted REAL ID Extension](#)

[TOP](#)

# The City of Dexter Reminds Residents of Cold Weather Protection

DECEMBER 27TH 2017 BY DEE LOFLIN

## The City of Dexter Reminds Residents of Cold Weather Protection

Dexter, Missouri - With temperatures dropping below freezing and wind chills near zero the city of Dexter reminds residents that preventative measures are necessary to help keep your water bill and other expenditures to a minimum.

Here are some handy tips!

1. Shut Off the Water to Outside Spigots - To keep outdoor plumbing fixtures from freezing, **disconnect and store any garden hoses**. Then, shut off the water to your outdoor faucets; drain the lines; and insulate the hose bibs.
2. Check the Exterior Walls of Your Home for Holes - Even small holes where cable wires or phone lines enter your home can be an entry point for freezing air. Purchase a tube of foam insulation, and close them up. Then, use weather stripping to remedy any cracks around your doors.
3. Check Your Home's Water Meter Cover - If you don't have a cover over your water meter, throw a blanket or straw over the top just to help insulate the meter.
4. Insulate. Then, Insulate Some More - Prevent your pipes from freezing by making sure your home has adequate insulation. This includes insulating your exterior walls, crawl space or basement, attic and – in many cases – the pipes themselves.
5. Set Your Faucets to Drip - If any of your indoor faucets are located on exterior walls that aren't adequately insulated, set your faucets to a slow drip whenever temperatures dip below freezing. For maximum effectiveness, make sure both the hot and cold lines are opened slightly (since both are at risk of freezing). Also consider leaving cabinet doors open, so your pipes will be warmed whenever your home's heating system kicks on.

6. Clear a Path to Your Main Water Shut Off - If a bunch of junk is blocking easy access to your main water shut valve off, rearrange your basement or garage, so it will be easily accessible in the event of a plumbing emergency. Then, make sure your shut off valve is in good working order. Cranking it all the way to the right should shut off all water to the house. If it's rusted open or only closes partially, replace the valve immediately.

7. Keep Your Garage Door Closed - If your garage is attached to your home, minimize the time your garage door is open. This will help to keep cold air out of your house and protect your hot water heater and any other plumbing that you may have in the garage.

8. Keep Attic Vents and Soffits Clear - Proper attic ventilation is vital to preventing ice dams on your roof. Inspect your attic to make sure there's no insulation blocking your soffits or attic vents.

9. Keep Spare Batteries for Your Thermostat - Make sure you'll be able to keep your thermostat running continuously by keeping spare batteries on hand. Sometimes it's the small details that save the day.

10. Keeping the Heat On - If at all possible keep the temperatures warm inside your home. It may cost a little extra to run the heat while gone, but it could be a disastrous claim if a water pipe busts and floods your home and all of its contents.

LAST UPDATED ON DECEMBER 27TH 2017 BY DEE LOFLIN

<https://showmetimes.com/Blogpost/v9ca/The-City-of-Dexter-Reminds-Residents-of-Cold-Weather-Protection>

[Go to post](#)



More from ShowMe Times:

General Municipal Election Informa	City of Dexter Christmas Trash Schedule
------------------------------------	-----------------------------------------

General Municipal Election  
Information

City of Dexter Christmas Trash  
Schedule

Missouri Granted REAL ID Extens	#DexterFirst Contest Begins Today
---------------------------------	-----------------------------------

Missouri Granted REAL ID  
Extension

#DexterFirst Contest Begins Today

[TOP](#)

# Missouri Amber Alert Issued Christmas Eve

---

DECEMBER 24TH 2017 BY DEE LOFLIN

Missouri Amber Alert Issued Christmas Eve
-------------------------------------------

The Springfield Missouri Police Department has issued an Amber Alert for 1-year-old Eli Bandrovskiy. Police say the boy was taken from his mother's home during a visitation by the child's biological father, 33-year-old Viktor Anatolievich Bandurocskiy.

Both the child and his father were last seen on North Glenstone in Springfield around 9 pm on Friday night.

Authorities believe the two are in the Houston Texas area, after the father's mobile phone was pinged around 1 pm Christmas Eve.

Eli Bandurocskiy is white, male, age 1, 32 lbs, blonde hair, hazel eyes, unknown complexion, with, wearing thick navy cardigan sweater with 2 red horizontal stripes and large buttons, grey under shirt, blue and gray striped pajama pants, and blue and lime green velcro tennis shoes. The child had a spare set of clothing described as a grey Christmas sweatshirt, blue shirt, and black skinny jeans.

His father is described as a white, male, age 33, height 5'10", 150 lbs, brown hair, brown eyes, unknown complexion, wearing a black button up shirt and dark blue jeans.

The father has a history of domestic abuse, drug use, and has made threats towards the child.


They were last seen in white 2008 Scion TC bearing Arkansas license plate 940MNT.

If you have seen the father and/or child, please call 911 or the Springfield Police Department at 417-864-1171.

LAST UPDATED ON DECEMBER 24TH 2017 BY DEE LOFLIN

<https://showmetimes.com/Blogpost/v9bg/Missouri-Amber-Alert-Issued-Christmas-Eve>

[Go to post](#)



More from ShowMe Times:

<a href="#">Hepatitis A Case Identified in Dexter, Missouri</a>	<a href="#">Dexter Police Joins National Holiday DWI Enforcement - Drive Sober or Get Pulled Over</a>
<a href="#">President Trump Orders Flags to Half Staff</a>	<a href="#">Local Businesses Be On the LOOKOUT for Counterfeit Money</a>





SUBSCRIBE TO "LOCAL NEWS"

**ShowMe Gold Sponsors**